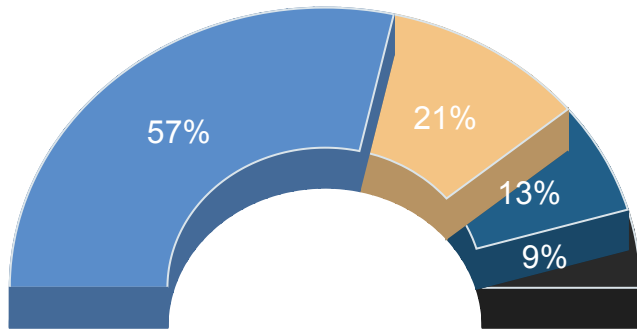


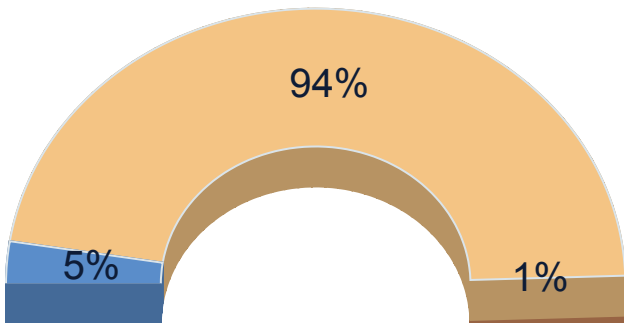
## INCOME

|  |     |
|--|-----|
| <span style="color: #4F81BD;">■</span> Individual & Business | 57% |
| <span style="color: #E6C08C;">■</span> Grant                 | 21% |
| <span style="color: #2E6B8E;">■</span> MPFH*                 | 13% |
| <span style="color: #333333;">■</span> Church                | 9%  |



## EXPENSES

|   |     |
|---|-----|
| <span style="color: #4F81BD;">■</span> Administrative | 5%  |
| <span style="color: #E6C08C;">■</span> Programs       | 94% |
| <span style="color: #A0522D;">■</span> Fundraising    | 1%  |



We have a lot to share with you in 2022 - so make sure you like us on



follow us on Instagram




and are signed up for our e-newsletter!

## Serving rural communities in King & Pierce Counties

|               |               |
|---------------|---------------|
| Enumclaw      | Wilkeson      |
| Ravensdale    | Burnett       |
| Black Diamond | South Prairie |
| Greenwater    | Carbonado     |
| Buckley       | Cumberland    |
|               | Selleck       |

1806 Cole Street Enumclaw, WA 98022  
PO Box 391 Enumclaw, WA 98022

360-825-8961  
[www.plateauoutreach.org](http://www.plateauoutreach.org)



*~ POM's Vision ~  
A plateau where every family,  
every person, thrives in a  
community of love and support.*

# 2021 Impact Summary

See our full Impact Report at [www.plateauoutreach.org/annual-report](http://www.plateauoutreach.org/annual-report)

## FOOD BANK

Serving all who come through the door with love, compassion and dignity.



**3,744**  
Household visits

92% from Enumclaw,  
6% from Buckley



**151,557**  
Pounds of Food

Value of \$270,900  
51% from NW Harvest  
48% from Community



**10,660**  
Individuals

40% under the age of 18

Funding for Food Bank provided in part by:



## MORE PENNIES FROM HEAVEN - THRIFT STORE

*\*While MPFH was re-opened on a limited schedule in 2021, revenue still covered 100% of administrative and fundraising expenses.*



**\$2,362**  
MPFH Vouchers for Clients

Clothing, shoes, supplies etc. for clients in case management. For example, clients receive clothing for interviews, helping them to move forward.



## VOLUNTEERS

**6,262**

### Volunteers Hours

Around 100 volunteers donate their time in Food Bank, The Thrift Store, Case Management, and General Services!

Interested in donating food or goods, volunteering or supporting us financially?

Visit [plateauoutreach.org](http://plateauoutreach.org) to learn how!

## SAMARITAN SERVICES

Giving help and hope to those struggling with poverty and adversity through case management and financial assistance.



**1,177**  
Families Served

3,082 individuals



**\$306,273**  
Voucher Assistance Given

49% Rent, 44% Utilities



### Levels of Service

Emergency Assistance  
Extended Case Management  
Turning Point - Long-Term Case Management

Funding for Outreach Programs provided in part by

King County  
Veterans, Seniors & Human Services Levy

